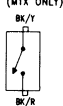
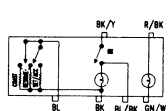


ELECTRONIC  
INSTRUMENT  
CLUSTER  
(LX ONLY)

CLUTCH  
INTERLOCK SWITCH  
(MTX ONLY)



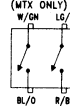
SPEED CONTROL  
MAIN SWITCH



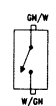
SPEED CONTROL  
MODULE

SOLID STATE

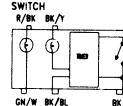
CLUTCH SWITCH  
(MTX ONLY)



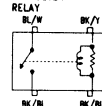
STOP/LAMP  
SWITCH



REAR WINDOW  
DEFROSTER  
SWITCH



REAR WINDOW  
DEFROSTER  
RELAY



TO JOINT  
BOX ZONE 78-0



A

B

TO 14290  
ZONE 41-A



C

TO 14290  
ZONE 38-A



D

TO 14290  
ZONE 44-D



E

TO 12A581  
ZONE 55-E



F

3.0L : LX  
CANADA



4EAT CONTROL MODULE

STI TEST  
CONNECTOR

STO TEST  
CONNECTOR

WATER TIGHT CONNECTOR

WATER TIGHT CONNECTOR

WATER TIGHT CONNECTOR

ELECTRONIC INSTRUMENT CLUSTER